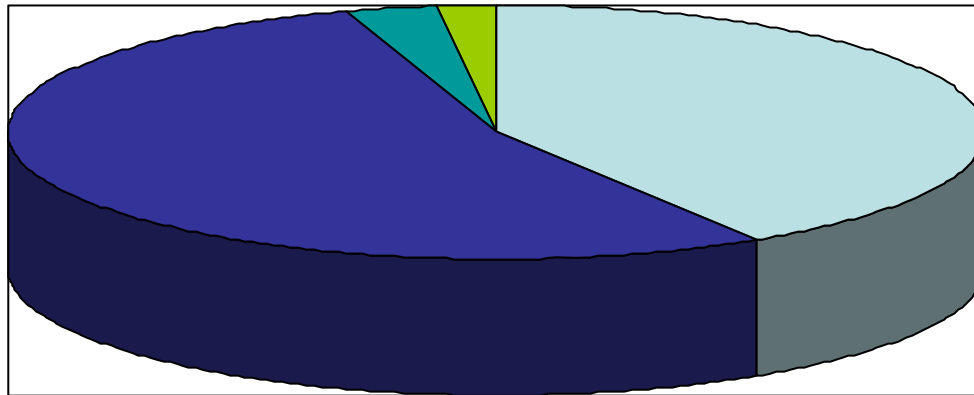


Do you currently work east or west of the Jordan River?



East

West

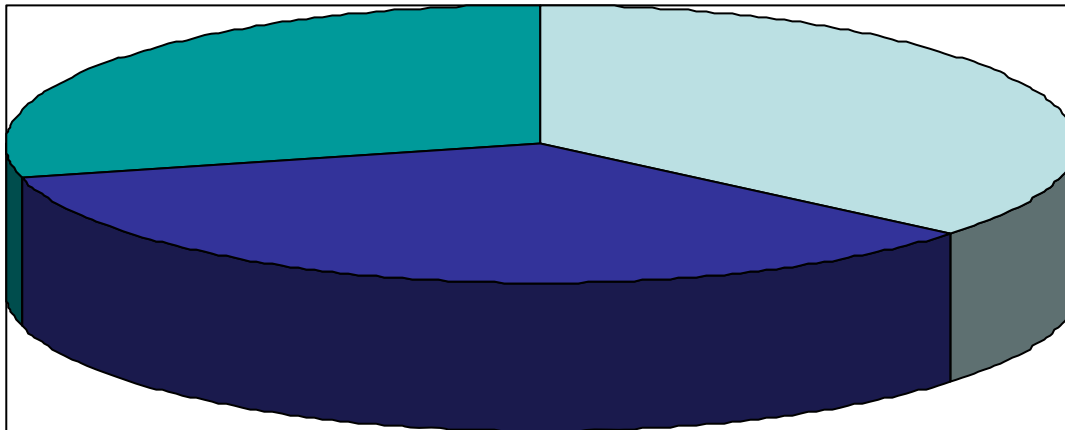
I work on both sides of the District.

I work in the District Office.

Do you currently work east or west of the Jordan River?

Choice	Count	Percentage of Sample Answering	Percentage of Sample Asked	Percentage of Total Sample
East	192	41.0%	40.9%	40.9%
West	253	54.1%	53.9%	53.9%
I work on both sides of the District.	14	3.0%	3.0%	3.0%
I work in the District Office.	9	1.9%	1.9%	1.9%

Do you reside in the Jordan School District?

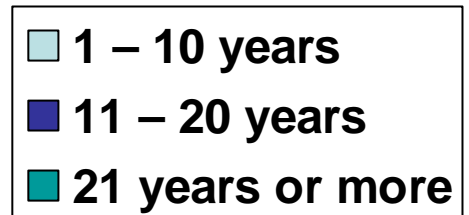
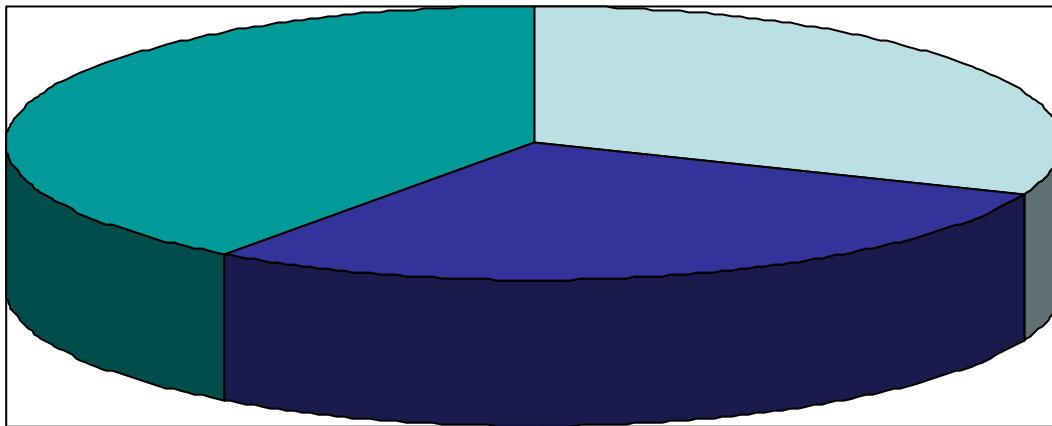


- Yes, east of the Jordan River.
- Yes, west of the Jordan River.
- No

Do you reside in the Jordan School District?

Choice	Count	Percentage of Sample Answering	Percentage of Sample Asked	Percentage of Total Sample
Yes, east of the Jordan River.	168	35.9%	35.8%	35.8%
Yes, west of the Jordan River.	165	35.3%	35.2%	35.2%
No	135	28.8%	28.8%	28.8%

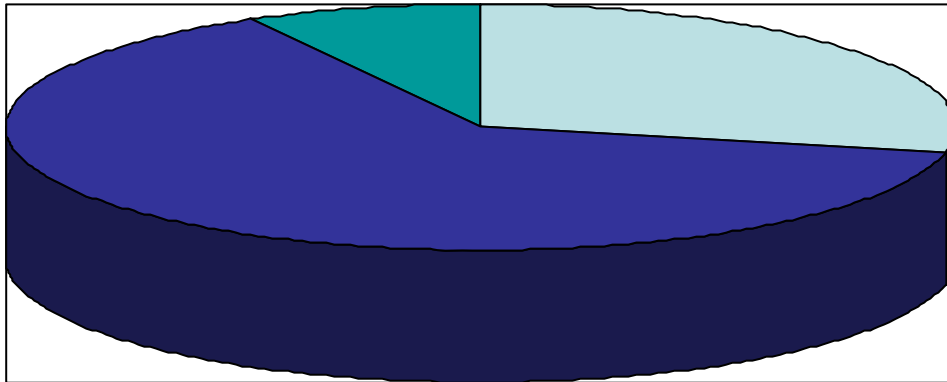
For how many total years have you taught?



For how many total years have you taught?

Choice	Count	Percentage of Sample Answering	Percentage of Sample Asked	Percentage of Total Sample
1 – 10 years	145	31.0%	30.9%	30.9%
11 – 20 years	137	29.3%	29.2%	29.2%
21 years or more	186	39.7%	39.7%	39.7%

Please describe your level of knowledge about the possibility of the Jordan School District splitting.

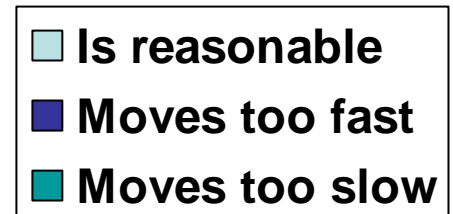
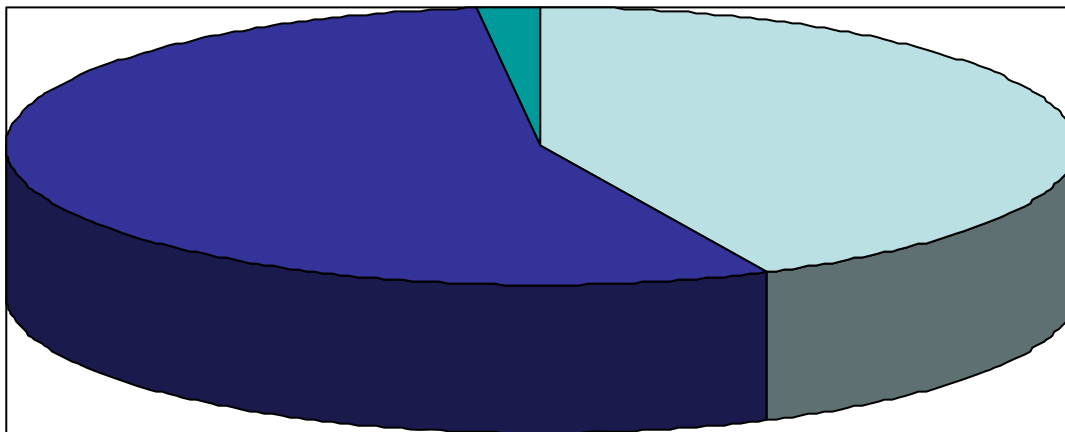


- I know a considerable amount about it.
- I know some about it.
- I don't know much about it.
- I am unaware of the possible splitting.

Please describe your level of knowledge about the possibility of the Jordan School District splitting.

Choice	Count	Percentage of Sample Answering	Percentage of Sample Asked	Percentage of Total Sample
I know a considerable amount about it.	133	28.4%	28.4%	28.4%
I know some about it.	294	62.8%	62.7%	62.7%
I don't know much about it.	39	8.3%	8.3%	8.3%
I am unaware of the possible splitting of the Jordan School District.	2	0.4%	0.4%	0.4%

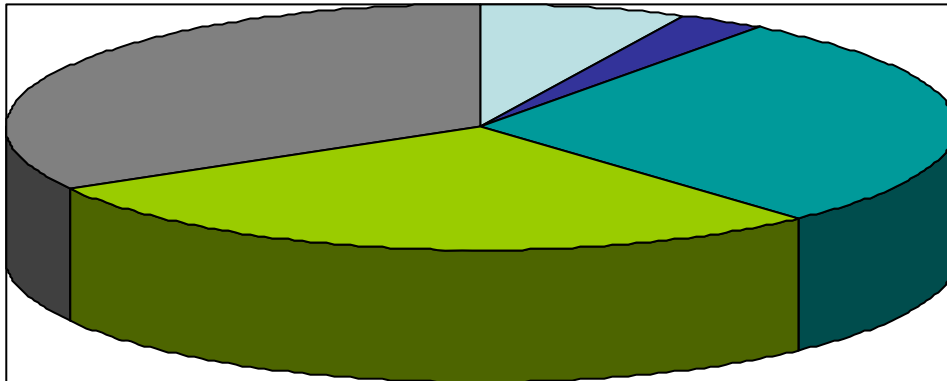
I feel the proposed timeline (see above):



I feel the proposed timeline (see above):

Choice	Count	Percentage of Sample Answering	Percentage of Sample Asked	Percentage of Total Sample
Is reasonable	197	43.3%	42.0%	42.0%
Moves too fast	248	54.5%	52.9%	52.9%
Moves too slow	10	2.2%	2.1%	2.1%

If the District splits:

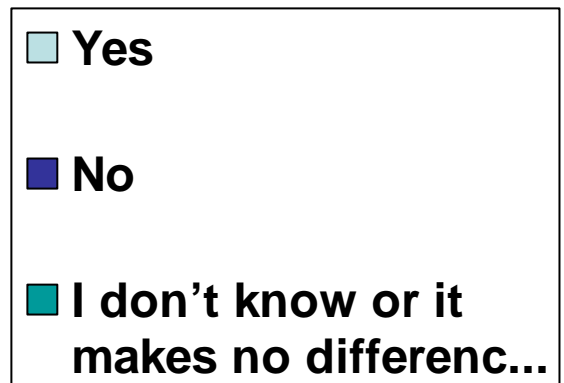
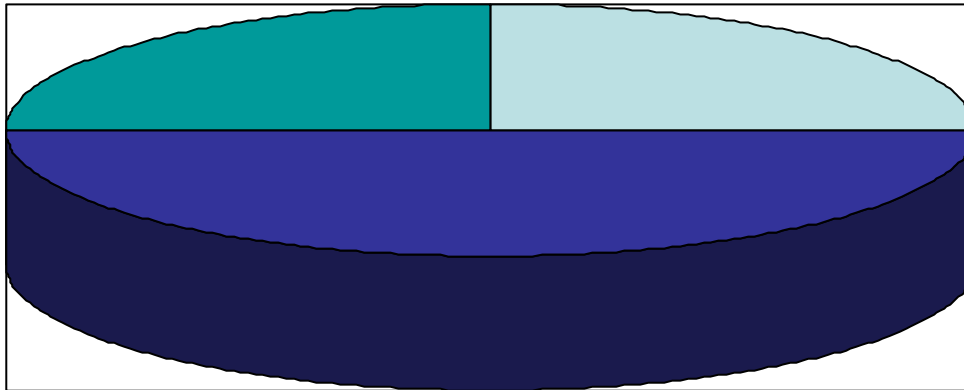


- I would like to transfer to the east ...
- I would like to transfer to the west ...
- I would choose to remain on the east ...
- I would choose to remain on the west ...
- The District split would not prompt m...

If the District splits:

Choice	Count	Percentage of Sample Answering	Percentage of Sample Asked	Percentage of Total Sample
I would like to transfer to the east side.	32	7.3%	6.8%	6.8%
I would like to transfer to the west side.	14	3.2%	3.0%	3.0%
I would choose to remain on the east side.	123	28.0%	26.2%	26.2%
I would choose to remain on the west side.	125	28.5%	26.7%	26.7%
The District split would not prompt me to transfer to a different work site.	145	33.0%	30.9%	30.9%

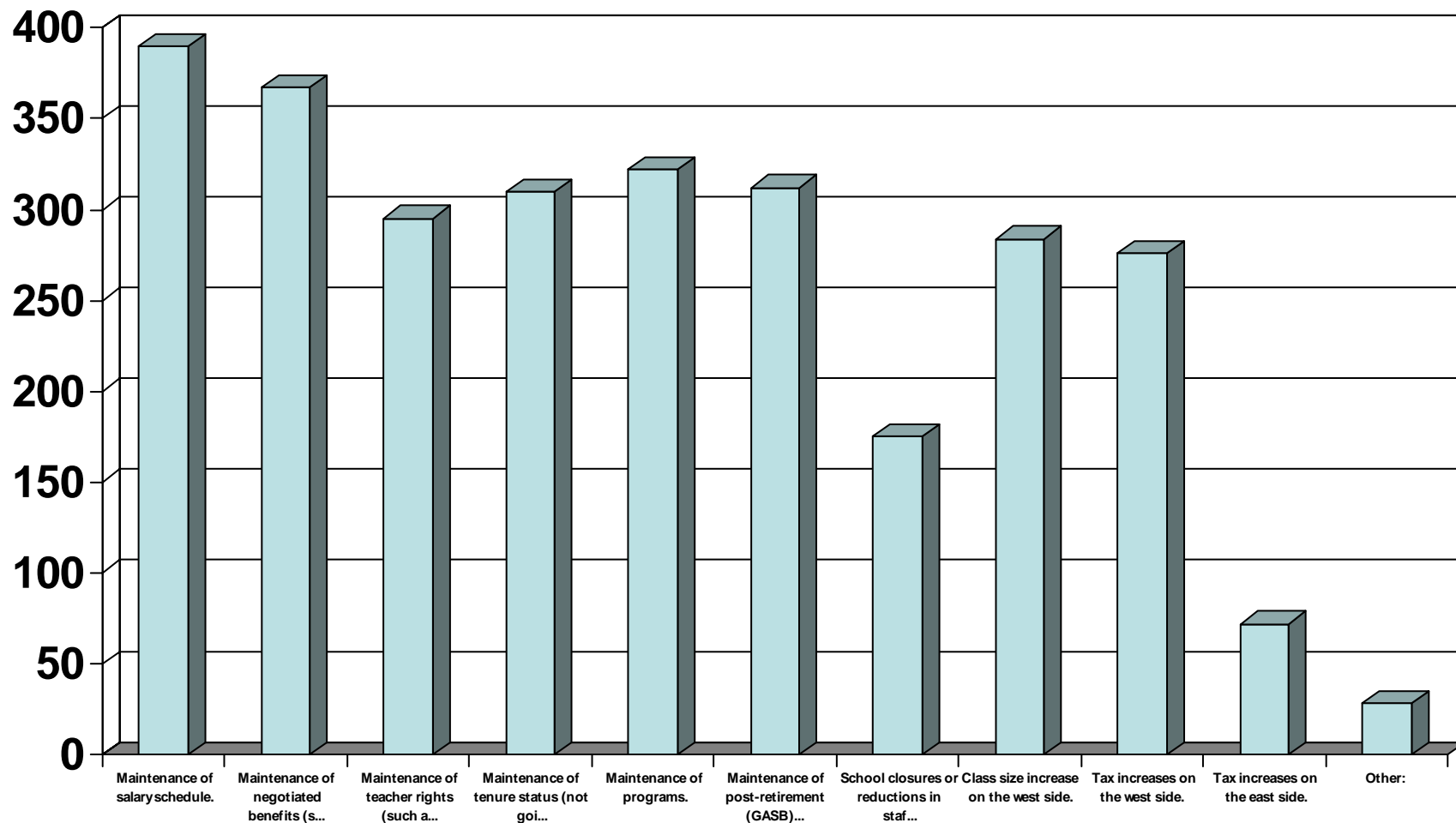
Do you feel a smaller district would better serve your needs as an employee?



Do you feel a smaller district would better serve your needs as an employee?

Choice	Count	Percentage of Sample Answering	Percentage of Sample Asked	Percentage of Total Sample
Yes	114	24.8%	24.3%	24.3%
No	229	49.9%	48.8%	48.8%
I don't know or it makes no difference to me.	116	25.3%	24.7%	24.7%

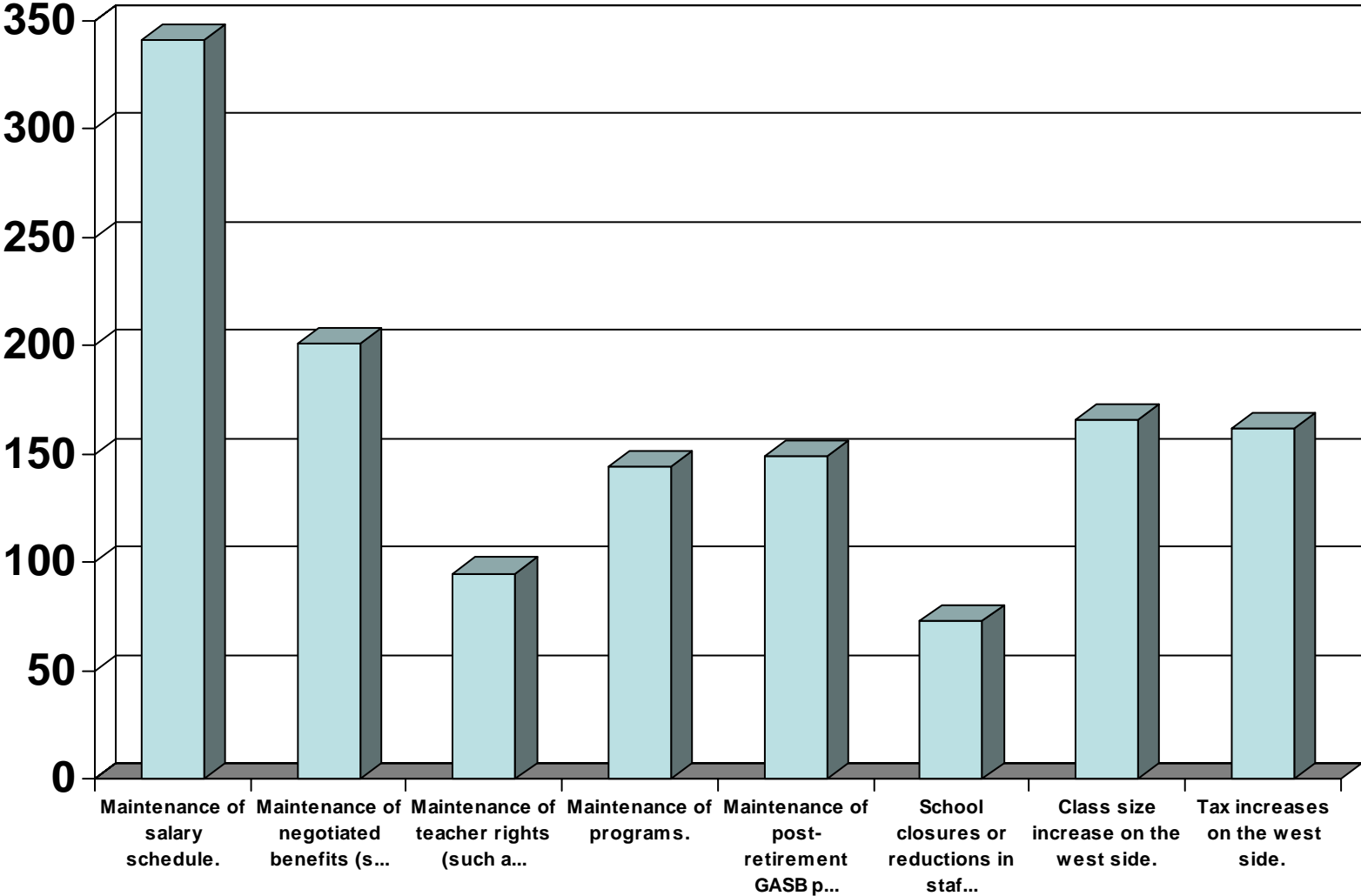
Check any comments you have about the possible district split (you can check up to eight).



Check any comments you have about the possible district split (you can check up to eight).

Choice	Count	Percent of Sample Asked	Percent of Total Sample
Maintenance of salary schedule.	390	83.2%	83.2%
Maintenance of negotiated benefits (such as leave policies)	367	78.3%	78.3%
Maintenance of teacher rights (such as grievance procedures, School Advisory Committees, etc.)	295	62.9%	62.9%
Maintenance of tenure status (not going back onto probation in a new district).	310	66.1%	66.1%
Maintenance of programs.	322	68.7%	68.7%
Maintenance of post-retirement (GASB) payout.	312	66.5%	66.5%
School closures or reductions in staff on the east side.	175	37.3%	37.3%
Class size increase on the west side.	284	60.6%	60.6%
Tax increases on the west side.	276	58.8%	58.8%
Tax increases on the east side.	72	15.4%	15.4%
Other:	28	6.0%	6.0%

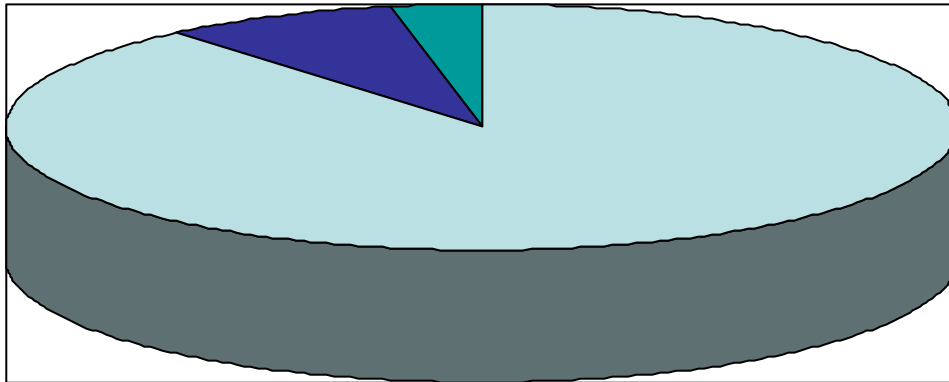
Check only the top three concerns you have about a possible district split.



Check only the top three concerns you have about a possible district split.

Choice	Count	Percent of Sample Asked	Percent of Total Sample
Maintenance of salary schedule.	341	72.7%	72.7%
Maintenance of negotiated benefits (such as leave policies)	201	42.9%	42.9%
Maintenance of teacher rights (such as grievance procedures, duty-free lunch, etc.)	95	20.3%	20.3%
Maintenance of programs.	144	30.7%	30.7%
Maintenance of post-retirement GASB payout.	149	31.8%	31.8%
School closures or reductions in staff on the east side.	73	15.6%	15.6%
Class size increase on the west side.	166	35.4%	35.4%
Tax increases on the west side.	162	34.5%	34.5%

UEA's position in the process of splitting districts says all patrons of the existing district should vote. Currently, only the communities forming a new district get to vote.




- I agree with the UEA position that all should vote.
- I think only the voters in the proposed new district should vote.
- I don't think it matters.

UEA's position in the process of splitting districts says all patrons of the existing district should vote. Currently, only the communities forming a new district get to vote.

Choice	Count	Percentage of Sample Answering	Percentage of Sample Asked	Percentage of Total Sample
I agree with the UEA position that all voters in the existing district should vote.	410	89.1%	87.4%	87.4%
I think only the voters in the proposed new district should vote.	36	7.8%	7.7%	7.7%
I don't think it matters.	14	3.0%	3.0%	3.0%

The state law “Employees of a new district” applies to employee salary and benefits. For the entire text of the law, [click here](#).

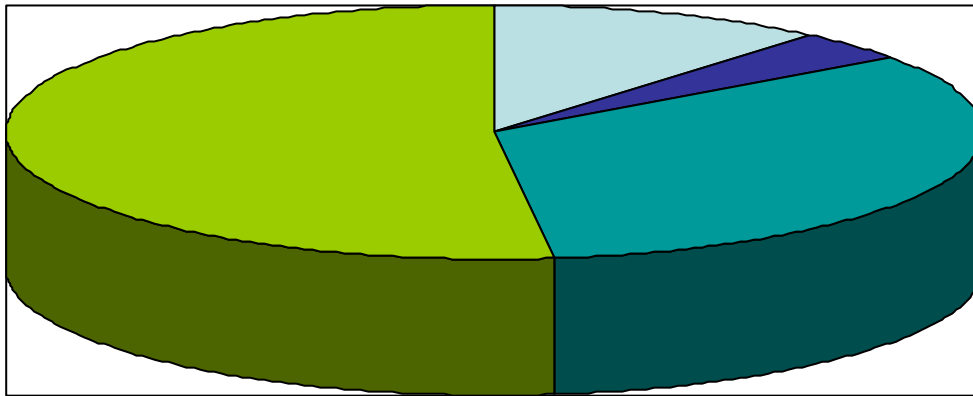


- I am confident that my salary and ben...
- I am concerned about my salary and be...
- I am extremely concerned about a new ...
- Comments:

The state law “Employees of a new district” applies to employee salary and benefits. For the entire text of the law, [click here](#).

Choice	Count	Percentage of Sample Answering	Percentage of Sample Asked	Percentage of Total Sample
I am confident that my salary and benefits will remain the same.	59	13.1%	12.6%	12.6%
I am concerned about my salary and benefits remaining the same.	219	48.6%	46.7%	46.7%
I am extremely concerned about a new or existing district maintaining my current salary and benefits.	167	37.0%	35.6%	35.6%
Comments:	6	1.3%	1.3%	1.3%

I feel this plan for allocation of assets
is:

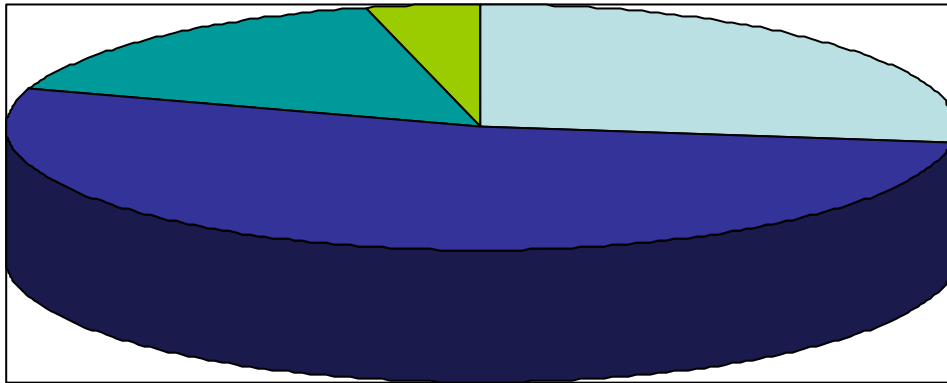


- Reasonable for both east and west**
- Unfair to the East side**
- Unfair to the West side**
- There is not enough information to de...**

I feel this plan for allocation of assets is:

Choice	Count	Percentage of Sample Answering	Percentage of Sample Asked	Percentage of Total Sample
Reasonable for both east and west	51	11.3%	10.9%	10.9%
Unfair to the East side	17	3.8%	3.6%	3.6%
Unfair to the West side	148	32.7%	31.6%	31.6%
There is not enough information to determine fairness.	237	52.3%	50.5%	50.5%

The consideration of splitting the Jordan School District has the following effect on my morale:

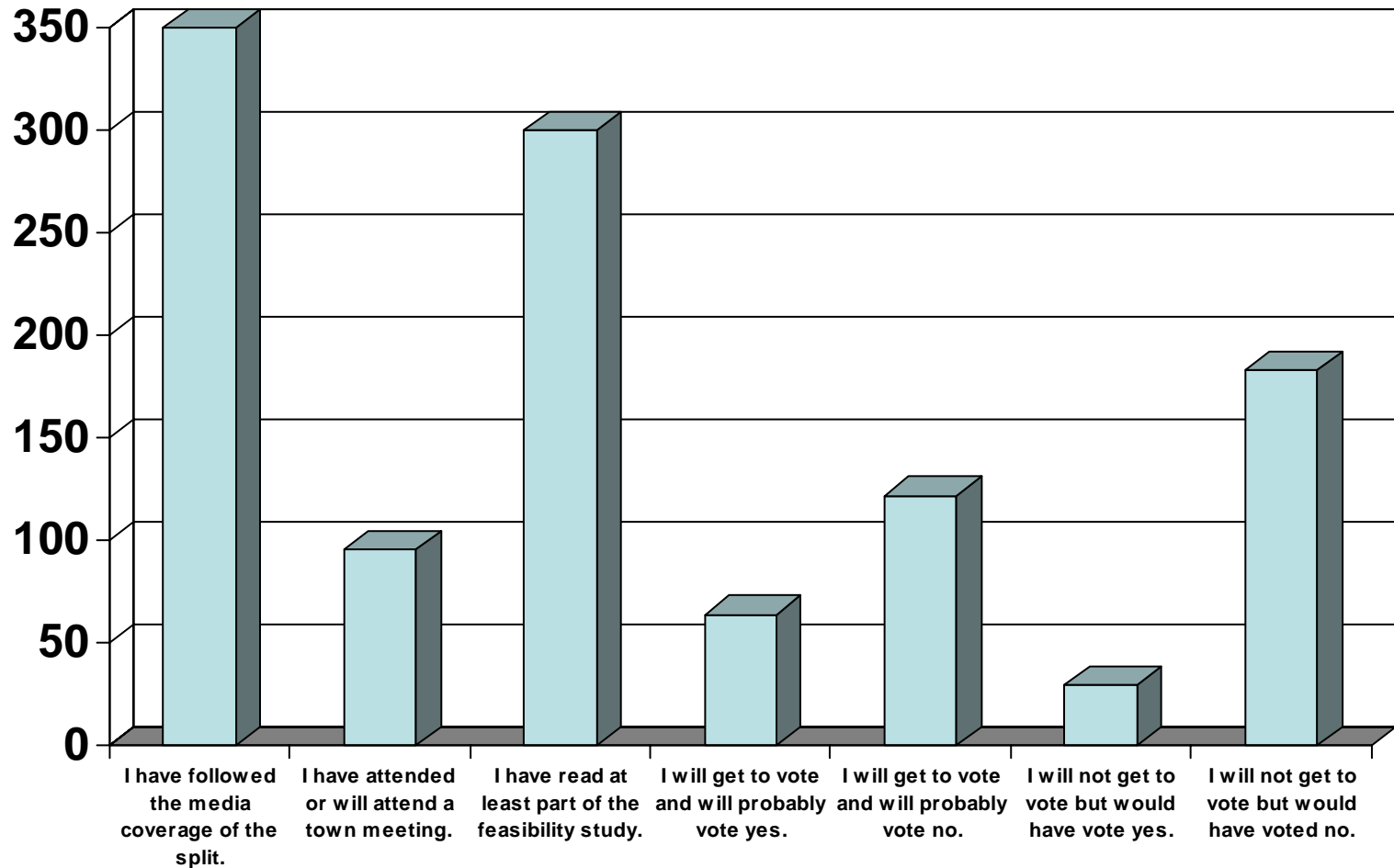


- My morale is very negatively effected.
- My morale is somewhat negatively effected.
- My morale is somewhat positively effected.
- My morale is very positively effected.

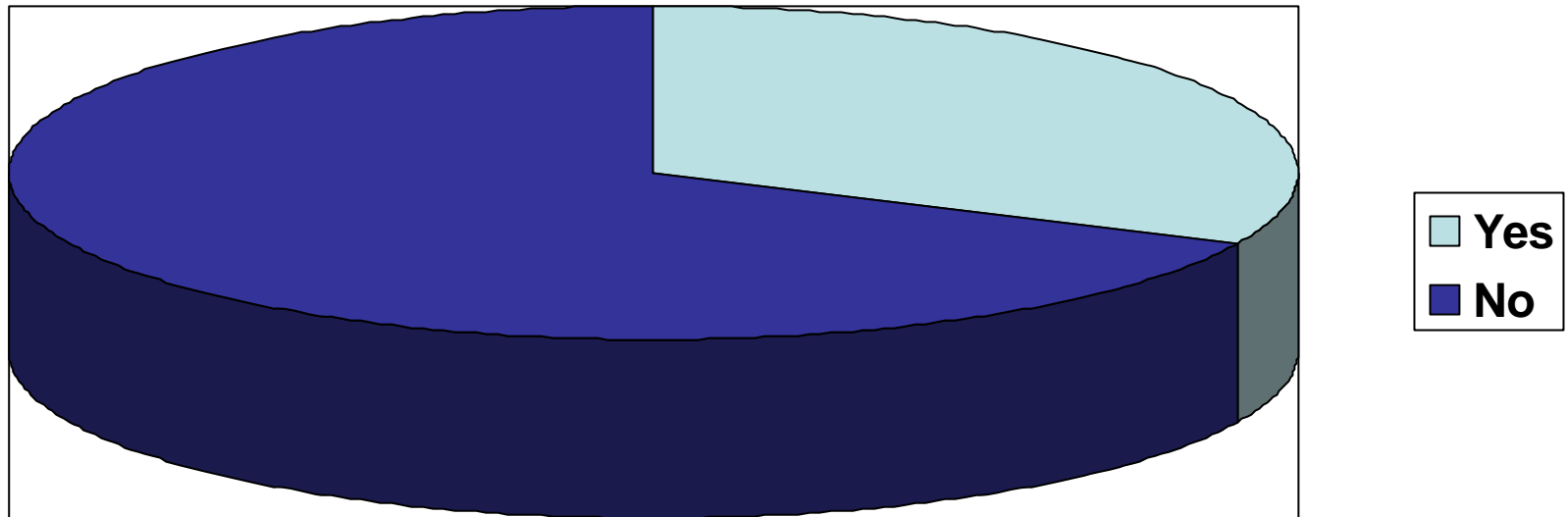
The consideration of splitting the Jordan School District has the following effect on my morale:

Choice	Count	Percentage of Sample Answering	Percentage of Sample Asked	Percentage of Total Sample
My morale is very negatively effected.	114	26.6%	24.3%	24.3%
My morale is somewhat negatively effected.	227	53.0%	48.4%	48.4%
My morale is somewhat positively effected.	69	16.1%	14.7%	14.7%
My morale is very positively effected.	18	4.2%	3.8%	3.8%

Please reflect your level of engagement with this issue by checking any answers that apply.



I am willing to volunteer up to five hours to help educate voters on this issue.



I am willing to volunteer up to five hours to help educate voters on this issue.

Choice	Count	Percentage of Sample Answering	Percentage of Sample Asked	Percentage of Total Sample
Yes	130	31.6%	27.7%	27.7%
No	281	68.4%	59.9%	59.9%