



















**1. What is your position in the district?**

		Response Percent	Response Count
Classroom Teacher		78.2%	417
Special Education Teacher		9.8%	52
Media Specialist		1.3%	7
Teacher Specialist/Literacy Coach		5.3%	28
Administrator		0.2%	1
Guidance, SLP, Itinerant		3.6%	19
Other		1.7%	9
<b>answered question</b>			<b>533</b>
<b>skipped question</b>			<b>3</b>

**2. What is your assignment?**

		Response Percent	Response Count
Year-round Elementary		33.0%	176
Traditional Elementary		21.6%	115
Middle School		16.5%	88
High School		22.5%	120
Special School		3.0%	16
District Office/Other Assignment		3.4%	18
<b>answered question</b>			<b>533</b>
<b>skipped question</b>			<b>3</b>





### 3. How many years have you been in education?

		Response Percent	Response Count
1-5		13.4%	71
6-11		22.6%	120
12-20		25.0%	133
21-29		25.0%	133
30+		13.9%	74
answered question			531
skipped question			5



### 4. Other than Salary and Benefit increases, what would you like the JEA Negotiations Team to present to Jordan District?

	Response Count
	323
answered question	323
skipped question	213

**5. In considering a Longevity Salary Step Increase, choose your preferred option below.**

		Response Percent	Response Count
Increase at 20 Year Step		64.9%	322
Increase at 25 Year Step		20.8%	103
Increase at 30 Year Step		6.9%	34
Other (please specify)		7.5%	37
<b>answered question</b>			<b>496</b>
<b>skipped question</b>			<b>40</b>

**6. Does your building principal require you to provide a purchase order prior to your use of Legislative Supply money?**

		Response Percent	Response Count
Yes		13.4%	67
No		86.6%	433



If "Yes" please provide building location. 67

<b>answered question</b>	<b>500</b>
<b>skipped question</b>	<b>36</b>






**7. What is your school building's deadline for submitting receipts for Legislative Supply Money reimbursement?**

	Response Count
	465
<b>answered question</b>	<b>465</b>
<b>skipped question</b>	<b>71</b>

### 8. Have you used an Alternative Leave Day in the past three years?

		Response Percent	Response Count
Yes		21.7%	112
No		78.7%	406
answered question			516
skipped question			20

### 9. If you answered "Yes" to the previous question, check all that apply.

		Response Percent	Response Count
Personal Travel Days		35.0%	41
Non-family Bereavement Leave		17.9%	21
Extended Holiday		12.8%	15
Educator on the Hill		7.7%	9
Other		45.3%	53
answered question			117
skipped question			419






**10. Approximate the amount of time you spend each quarter proctoring state- and district-mandated assessments.**

	0-1 Hours	2-5 Hours	6-10 Hours	11-15 Hours	16+ Hours	Response Count
Grades K-3	4.8% (7)	18.4% (27)	15.6% (23)	16.3% (24)	<b>44.9% (66)</b>	147
Grades 4-6	2.5% (3)	<b>28.9% (35)</b>	23.1% (28)	21.5% (26)	24.0% (29)	121
Grades 7-9	<b>39.8% (33)</b>	22.9% (19)	25.3% (21)	3.6% (3)	8.4% (7)	83
Grades 10-12	16.5% (19)	<b>37.4% (43)</b>	25.2% (29)	10.4% (12)	10.4% (12)	115
				Other (please specify)		54
				<b>answered question</b>		<b>461</b>
				<b>skipped question</b>		<b>75</b>

**11. Approximate the amount of instructional time lost per quarter due to non-curricular assemblies, charity events, PTA scheduled events, etc.**

	0-2 Hours	3-4 Hours	5-6 Hours	6+ Hours	Response Count
Grades K-3	31.2% (48)	<b>44.2% (68)</b>	14.3% (22)	10.4% (16)	154
Grades 4-6	20.0% (24)	<b>32.5% (39)</b>	19.2% (23)	28.3% (34)	120
Grades 7-9	19.5% (16)	<b>40.2% (33)</b>	15.9% (13)	24.4% (20)	82
Grades 10-12	19.2% (23)	<b>30.8% (37)</b>	20.0% (24)	30.0% (36)	120
				Other (please specify)	36
				<b>answered question</b>	<b>467</b>
				<b>skipped question</b>	<b>69</b>

**12. Approximately how many hours do you spend in required, principal-directed meetings during the first three contract days (prior to students' arrival) of the school year?**

		Response Percent	Response Count
0-1 Hours		0.4%	2
2-3 Hours		8.8%	43
3-4 Hours		27.0%	132
5-6 Hours		27.4%	134
7+ Hours		36.4%	178
	Other (please specify)		16
<b>answered question</b>			<b>489</b>
<b>skipped question</b>			<b>47</b>

**13. Please share additional suggestions or comments to your Negotiations Team.**

	Response Count
	135
<b>answered question</b>	<b>135</b>
<b>skipped question</b>	<b>401</b>